



1. Product Name

Giant Jenga

2. Product Code

20556

3. Colour

Wooden blocks as shown above.

4. Brief Description

How high can you go? Take turns to remove blocks from the tower without it toppling down!

5. Contents

- 1 x Jenga Blocks
- 1 x Storage Bag

6. Snoezelen® Stimulations

- Not applicable

7. **Best Use**

Place Giant Jenga in an area where there is enough room to use the product safely.

8. **Compatible ROMPA® Products**

ROMPA® offers an extensive range of games and leisure activities as well as sensory resources. Visit www.rompa.com for more information.

9. **Starting Up**

- Choose a suitable location indoors or outdoors in a safe area.
- Decide how the blocks are to be used – as a game, as building/stacking blocks, as falling pieces etc (see below).

10. **Detailed Description**

How high can you go? Take turns to remove blocks from the tower without it toppling down. Fun on a giant scale! Large pieces are easier to hold for the less dextrous.

11. **Safety**

- Use indoors or outdoors, in dry environments.



Please read all the following safety information before each use

ALWAYS SUPERVISE THE USE OF THIS PRODUCT

- Remove all packaging and either store this in a safe place out of reach of clients or dispose of this responsibly. Plastic bags and wrapping can be hazardous to children and vulnerable people.
- Keep away from sources of heat and fire.
- The blocks when built into a tower are designed to fall over – please take care.
- Children under 8 years of age must play only with adult supervision.
- All players and spectators must stand away from the fall area.

12. Technical Specification

Size (each piece)	18 x 6 x 4.5cm
Material:	Wooden Blocks with a material zipped storage bag

13. Installation

Ensure that a risk assessment of the area has been made and the surrounding area is clear from obstruction and access routes are clear to enable safe use of the product.

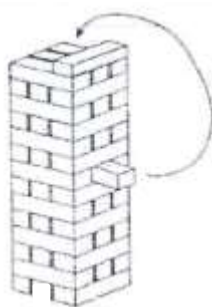
Giant Jenga blocks can be used in a variety of ways, either played individually or as a group activity.

Game 1:

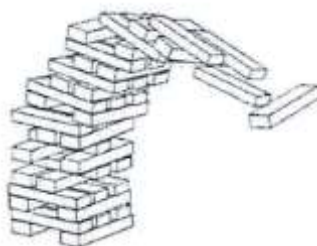
- Start with two layers of two blocks each, evenly spaced as per diagram. These blocks should not be removed whilst playing the game.



- Continue with three blocks per layer using all the remaining blocks. Each layer is laid at right angles to the previous layer.
- To play. Remove a block in turn, placing the block on top of the tower with a maximum of three blocks per layer.




- Blocks cannot be removed from the top two completed layers.
- The winner is the last player placing a stable block on top the tower wins. Whomever makes the tower collapse is the loser and rebuilds the tower for the next challenge!



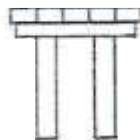
Game 2:

- Place the blocks in an upright position in a pattern, you could try different configurations like “figures of eight” or perhaps “snaking” patterns or straight lines (similar to dominos). Push the first one and watch the patterns fall.



Game 3:

- These large wooden blocks can be used to make interesting buildings and towers. Stack and make patterns.



14. Care and Maintenance

If you look after your Giant Jenga it should give you many years of service, but please observe the following:

1. Do not allow the wooden blocks to get wet.
2. Wipe off accidental marks/liquids using a mild detergent and a damp cloth, avoiding excessive amounts of water.
3. Do not use “Windolene” or ammonia based cleaners.
4. Do not use abrasive cleaners under any circumstances.
5. Dry after cleaning with soft cloth.

15. Troubleshooting

Not applicable

Further copies of these instructions can be downloaded at www.rompa.com
We hope you find our instructions invaluable. If you have any suggestions for improving them further your comments will be greatly received – please contact us at producthelp@rompa.com