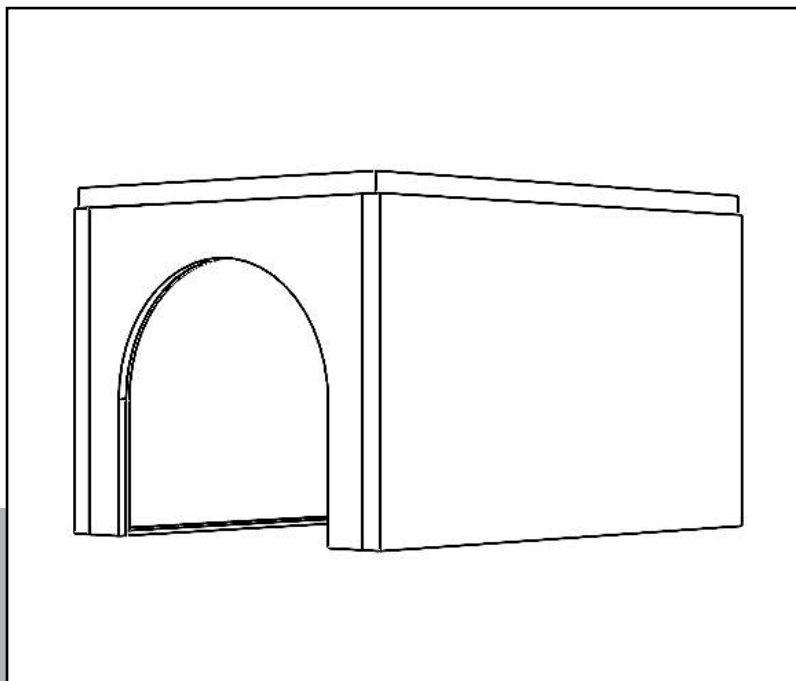




Life Changing Sensory Solutions For All

snoezelen®

INSTRUCTION **MANUAL**



TACTILE TUNNEL

19963

01.

CONTENTS

CONTENTS

ABOUT THE PRODUCT	4
Product Description.....	5
User Benefits	5
TECHNICAL SPECIFICATION	6
Technical Specification	7
SAFETY AND CARE.....	8
Product Safety and Care Instructions	9
ASSEMBLY & INSTALLATION GUIDE	11
Product Assembly Guide/Installation.....	12
USER GUIDE	13
User Guide.....	14
FEATURES	15
NOTES.....	17

02.

ABOUT THE PRODUCT

Product Description

Fun, feely and fabulous.

Soft 'stalactites' offer a wealth of tactile interest.

Crawl through and explore the contrasting textures.

With real sensory appeal.

Helps bring imaginative and sensory play to your Soft Play Area.

This product contains wood.

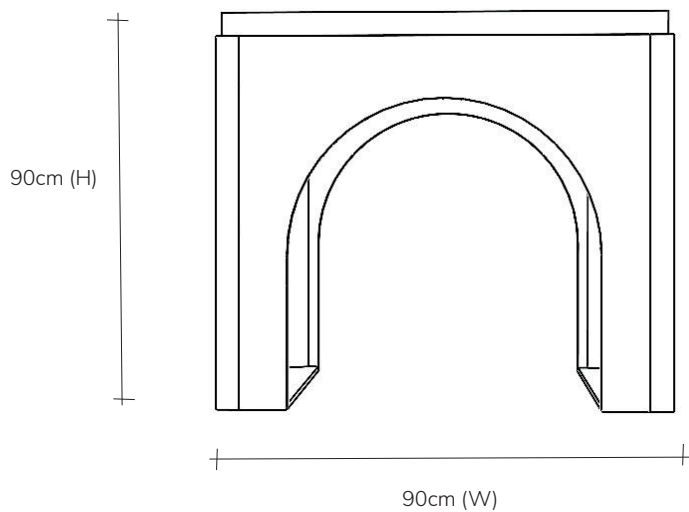
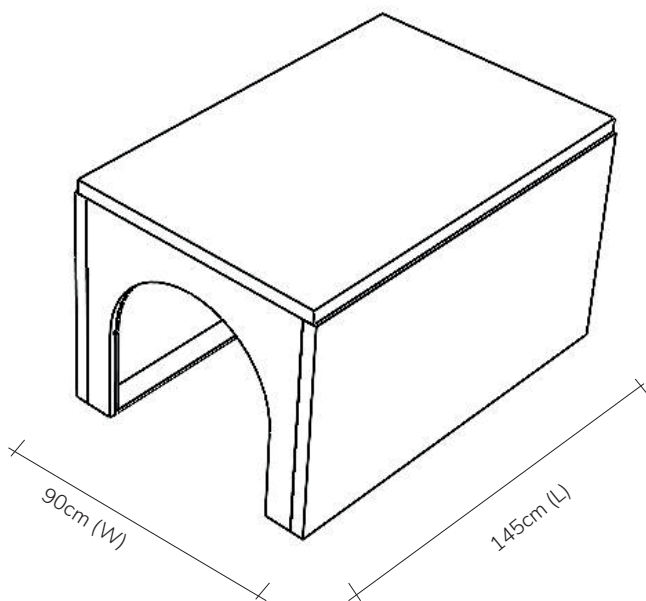
User Benefits

Stimulates: sight and touch.

Provides enclosed private space for the user.

TECHNICAL SPECIFICATION

03.



04.

SAFETY AND CARE

Product Safety and Care Instructions

Safety:

- Use indoors, in dry environments. Please read all the following safety information before each use ALWAYS SUPERVISE THE USE OF THIS PRODUCT
- Remove all packaging and either store this in a safe place out of reach of clients or dispose of this responsibly. Plastic bags and wrapping can be hazardous to children and vulnerable people.
- The Tactile Tunnel contains a mixture of fillings – elements contain foam and bead inside. The beads in the bead filling are small parts and should remain out of reach. Do not attempt to access the interior parts of this product. Never allow children or vulnerable people to access the interior parts of this product.
- Avoid sharp or pointed objects which could puncture the product. Take care with zips on clothing etc. Remove shoes.
- Should any seams become damaged, contact Rompa® immediately to arrange repair or replacement.
- Keep away from sources of heat and fire.

Care and Maintenance:

- For indoor use only.
- Always supervise the use of these products.
- Organise a regular cleaning schedule.
- Vinyl will crack, tear and rub off if subjected to sharp objects or continual rubbing by hard objects. Remove shoes, and avoid buckles, zips or sharp/hard/pointed objects coming into contact with the surface.
- Check seams regularly to ensure that these are not worn or split and the interior filling cannot be accessed.
- Wipe off accidental marks/liquids at the time they occur or are noticed.
- From time to time, if possible, lift floor cushion or move furniture to clean all surfaces and the floor underneath.
- Furniture and cushioning is intended to provide comfort and relaxation. Avoid eating and drinking whilst using these products.
- Steam cleaning is not advised.
- Do not place near sources of heat or fire that may damage the surface (radiators, fires, underfloor heating, hot central heating pipes etc.)
- Direct contact with bright sunlight may affect material over time.
- Do not saturate the material with lots of water.
- Some of our products contain zips for manufacturing purposes only. Do not attempt to open these or to access the interior part of these products. Never allow children or vulnerable people to access the interior part of this product.

PVC

- Use a soft brush remove all loose dust/dirt.
- Clean with a mild detergent (such as Lux soap flakes in luke-warm solution) applied to a sponge or damp cloth.
- This may be sanitised using a weak solution of Milton fluid.
- Do not use excessive amounts of water and always ensure the PVC is dry after cleaning.
- Do not use an abrasive cleaning pad.
- Do not use boiling/very hot water, washing up liquid / aggressive detergent or solvent based cleaner as this will cause the coating to discolour and go hard.
- Steam cleaning is not advised.

ASSEMBLY & INSTALLATION GUIDE

05.

Product Assembly Guide/Installation

Place product on a flat surface in an area that is suitable and located away from thoroughfares, access areas, doors and fixed obstacles.

06.

USER GUIDE

User Guide

Choose a suitable location indoors where there is enough room to use it safely.

FEATURES

07.



NOTES

08. 

snoezelen[®]



Life Changing Sensory Solutions For All

**Rompa[®] Limited, Goyt Side Road,
Chesterfield, S40 2PH**

customer.service@rompa.com

www.rompa.com