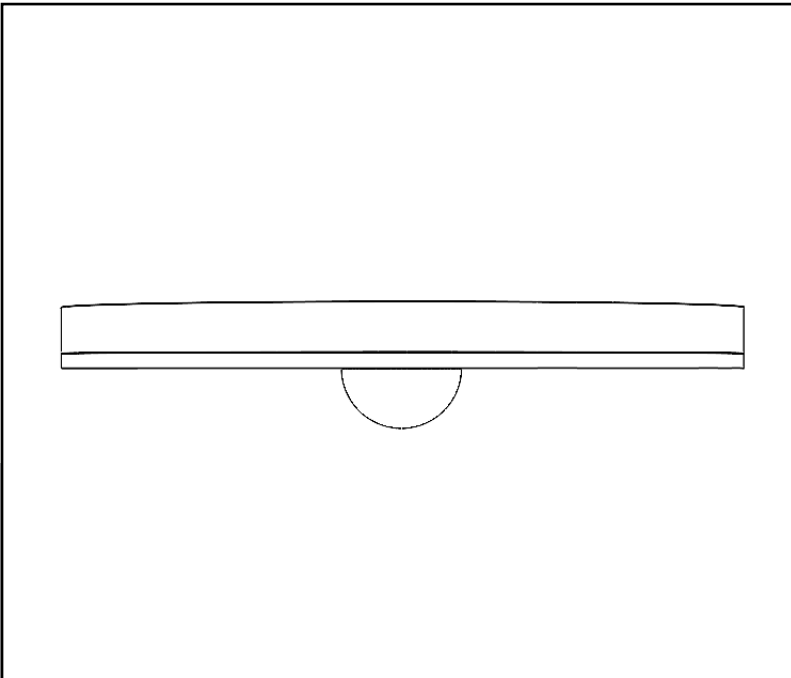




Life Changing Sensory Solutions For All

snoezelen®

INSTRUCTION MANUAL



SPACESURFER BALANCE DISC

23654

01.

CONTENTS

CONTENTS

ABOUT THE PRODUCT	4
Product Description.....	5
User Benefits	5
TECHNICAL SPECIFICATION	6
Included Parts.....	7
Technical Specification	7
SAFETY AND CARE.....	8
Product Safety and Care Instructions	9
ASSEMBLY & INSTALLATION GUIDE	10
Product Assembly Guide/Installation.....	11
NOTES.....	12

02.

ABOUT THE PRODUCT

Product Description

The soft play disc is designed to rock gently back and forth in response to the user's movements. When standing on the disc, users are encouraged to test and develop their balance and coordination as they shift their weight to maintain stability. In addition to standing, the disc offers versatile play opportunities, allowing users to lie down and experience a soothing, rocking motion, promoting relaxation and body awareness. This engaging feature can be used in various play scenarios, offering both active and calming experiences for users of all ages.

User Benefits

- **Stimulates vestibular senses:** The gentle rocking motion engages the vestibular system, helping users develop balance and spatial awareness.
- **Promotes activity and movement:** encourages users to stay active and build core strength through playful balancing and rocking motions.
- **Seamless integration:** designed to complement other soft play items, this disc fits effortlessly into a larger soft play environment, enhancing a cohesive and engaging playroom experience.

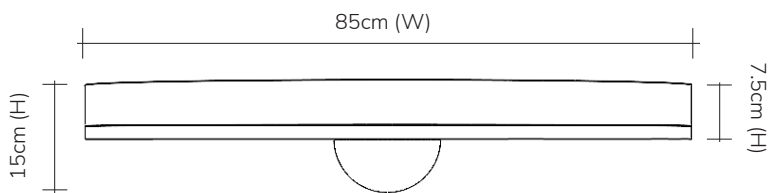
TECHNICAL SPECIFICATION

03.

Included Parts

The soft play disc is constructed using high-quality materials to ensure both durability and safety. It features a sturdy plywood base for stability, cushioned with dense foam for comfort, and covered with a durable, easy-to-clean PVC exterior. This combination of materials provides a robust structure that can withstand active use while maintaining a soft, tactile surface for a pleasant user experience.

Technical Specification



04.

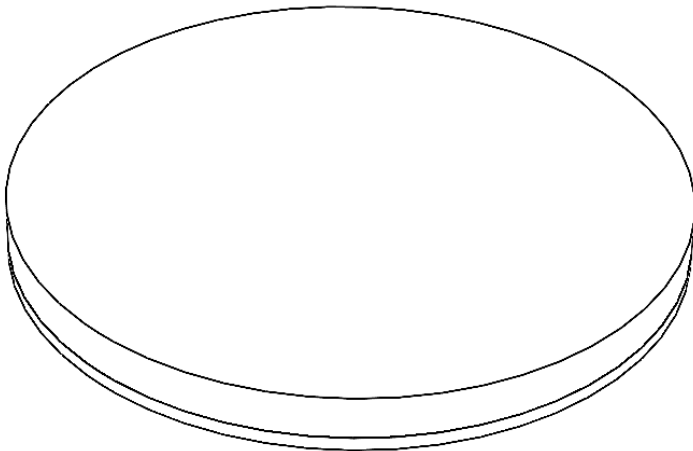
SAFETY AND CARE

Product Safety and Care Instructions

For safe use of this product, ensure that fingers are kept clear from underneath the disc to prevent injury. The product should always be used under proper supervision to maintain a safe play environment. Additionally, avoid placing or allowing any loose items near the disc, as they could interfere with the movement and stability of the user. Regular monitoring and adherence to these guidelines will help ensure a safe and enjoyable experience.

PVC:

- Use a soft brush remove all loose dust/dirt. Clean with a mild detergent (such as Lux soap flakes in luke-warm solution) applied to a sponge or damp cloth.
- This may be sanitised using a weak solution of Milton fluid.
- Do not use excessive amounts of water and always ensure the PVC is dry after cleaning.
- Do not use an abrasive cleaning pad.
- Do not use boiling/very hot water, washing up liquid / aggressive detergent or solvent based cleaner as this will cause the coating to discolour and go hard.
- Steam cleaning is not advised.



ASSEMBLY & INSTALLATION GUIDE

05.

Product Assembly Guide/Installation

Simply place the soft play disc on the floor with the dome side down. Ensure it is on a flat and stable surface for safety.



NOTES

06.

snoezelen[®]



Life Changing Sensory Solutions For All

**Rompa[®] Limited, Goyt Side Road,
Chesterfield, S40 2PH**

customer.service@rompa.com

www.rompa.com

23654_280125