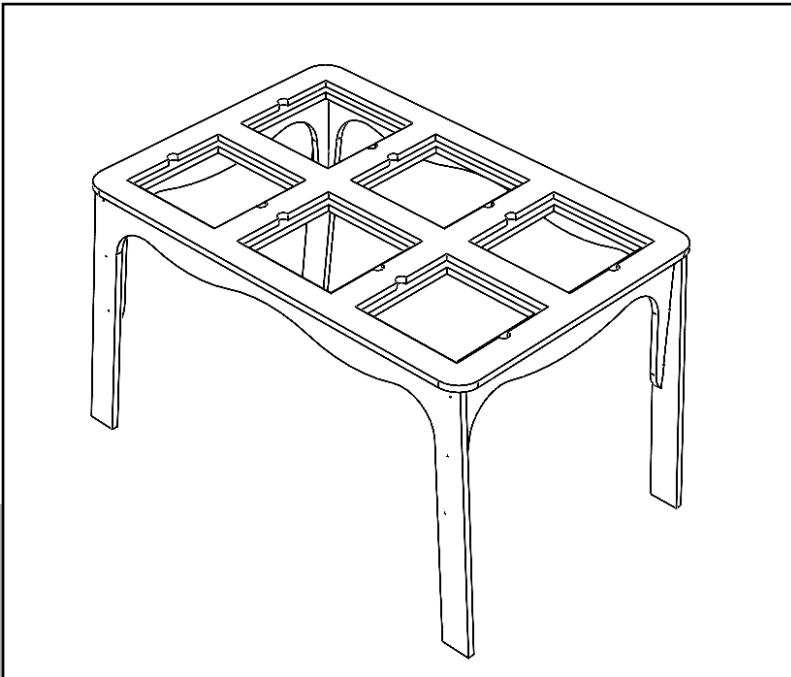




Life Changing Sensory Solutions For All

snoezelen®

INSTRUCTION MANUAL



TACTI-TABLETOP

23655

01.

CONTENTS

CONTENTS

ABOUT THE PRODUCT	4
Product Description.....	5
User Benefits	5
Product Compatibility	5
TECHNICAL SPECIFICATION	6
Included Parts.....	7
Technical Specification	7
SAFETY AND CARE.....	8
Product Safety and Care Instructions	9
ASSEMBLY & INSTALLATION	10
Product Assembly Guide/Installation.....	11
FEATURES	12
NOTES.....	14

02.

ABOUT THE PRODUCT

Product Description

The wooden table features six square cutouts, perfectly sized to hold tactile squares such as finger tracing boards or sensory picture tiles. Designed with versatility in mind, the table is fully modular, allowing users to swap out the tactile squares easily to create endless combinations and experiences. This flexibility makes it ideal for engaging sensory play, promoting fine motor skills, and offering a customisable learning environment that can adapt to various needs and preferences.

User Benefits

- Stimulates multiple senses: engages the senses of touch and sight through various tactile squares, enhancing sensory development and exploration.
- Encourages user choice: offers users the freedom to choose and arrange different tactile squares, promoting decision-making and independence.
- Customisable play experience: a wide variety of interchangeable squares can be added, providing diverse textures, patterns, and visuals to maintain interest and cater to individual preferences.

Product Compatibility

This table is designed to be compatible with a range of sensory components, including tactile squares, finger tracing boards (coming soon), and sensory pictures specifically sized for the table's cutouts (coming soon). These options provide numerous ways to customize the table for various sensory and learning activities, making it a versatile addition to any play or educational space.

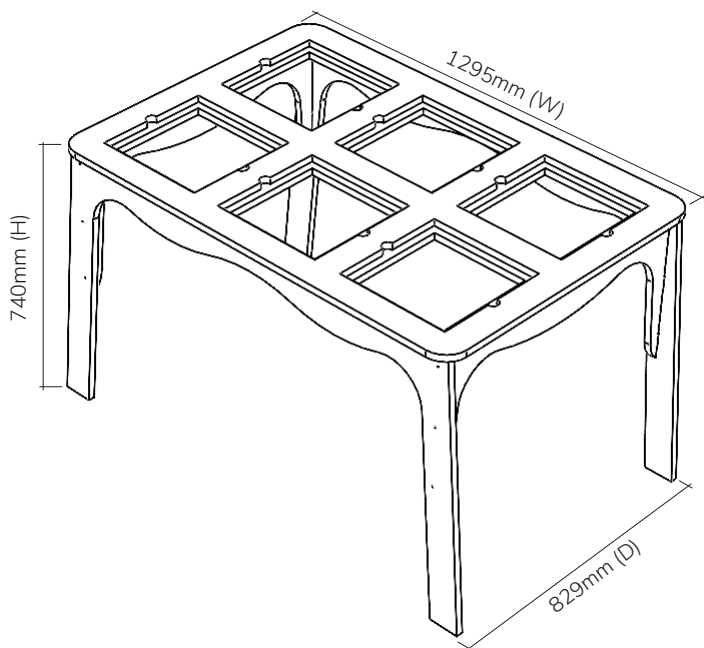
TECHNICAL SPECIFICATION

03.

Included Parts

The table is constructed from high-quality plywood, ensuring durability and stability for everyday use. This material choice not only enhances the table's strength but also provides a natural aesthetic that complements any sensory environment.

Technical Specification

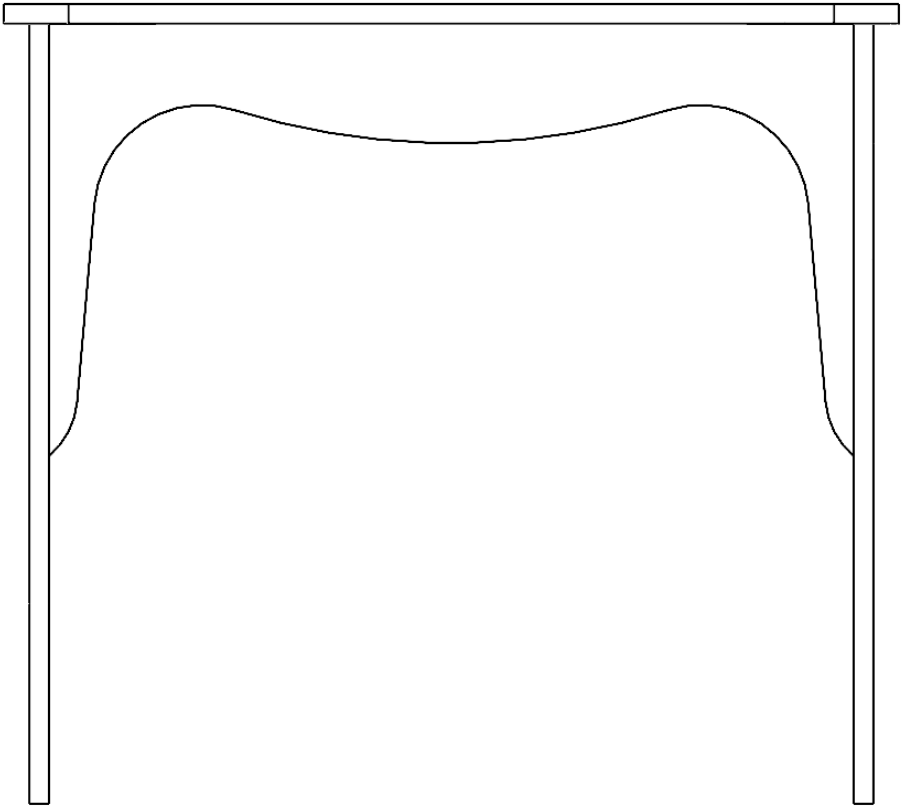


04.

SAFETY AND CARE

Product Safety and Care Instructions

For the safety of all users, this table should not be used unsupervised to ensure proper monitoring during play. Climbing on the table is strictly prohibited, as it can lead to injuries. Additionally, users should exercise caution to avoid trapping fingers in the cutouts or while manipulating the tactile squares. Regularly inspect the table for any signs of wear or damage, and maintain a clean play area to ensure a safe and enjoyable experience.




ASSEMBLY & INSTALLATION GUIDE

05.

Product Assembly Guide/Installation

The unit comes pre-assembled, allowing for immediate use right out of the box. This design eliminates the need for complicated assembly steps, ensuring a hassle-free experience. Simply place the table in your desired location, and it is ready for engaging sensory play and exploration.



FEATURES

06.



NOTES

07.

snoezelen[®]



Life Changing Sensory Solutions For All

**Rompa[®] Limited, Goyt Side Road,
Chesterfield, S40 2PH**

customer.service@rompa.com

www.rompa.com

23655_07042025